


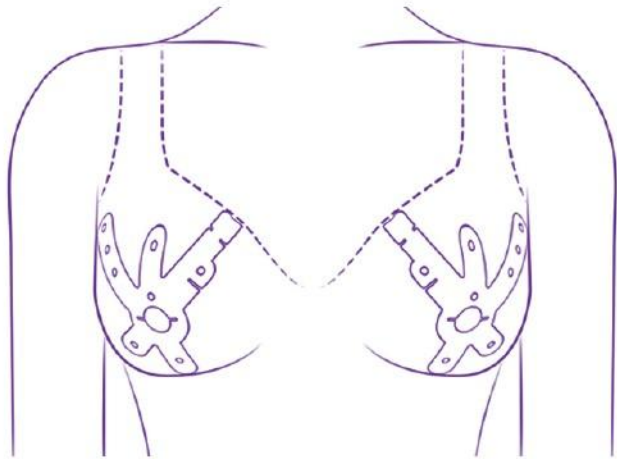


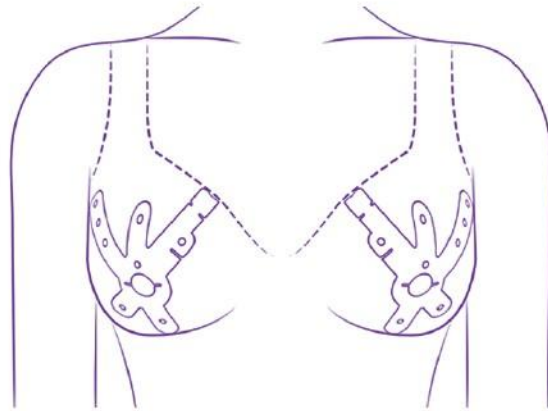

itbra

The first
wearable
that detects
breast cancer






how it works



iTBra

sensors track circadian temperature changes that may indicate breast cancer



Intelligent Database

the information is sent to a
deep-learning database and analyzed



Smartphone

the results are automatically sent to the woman and her physician within minutes

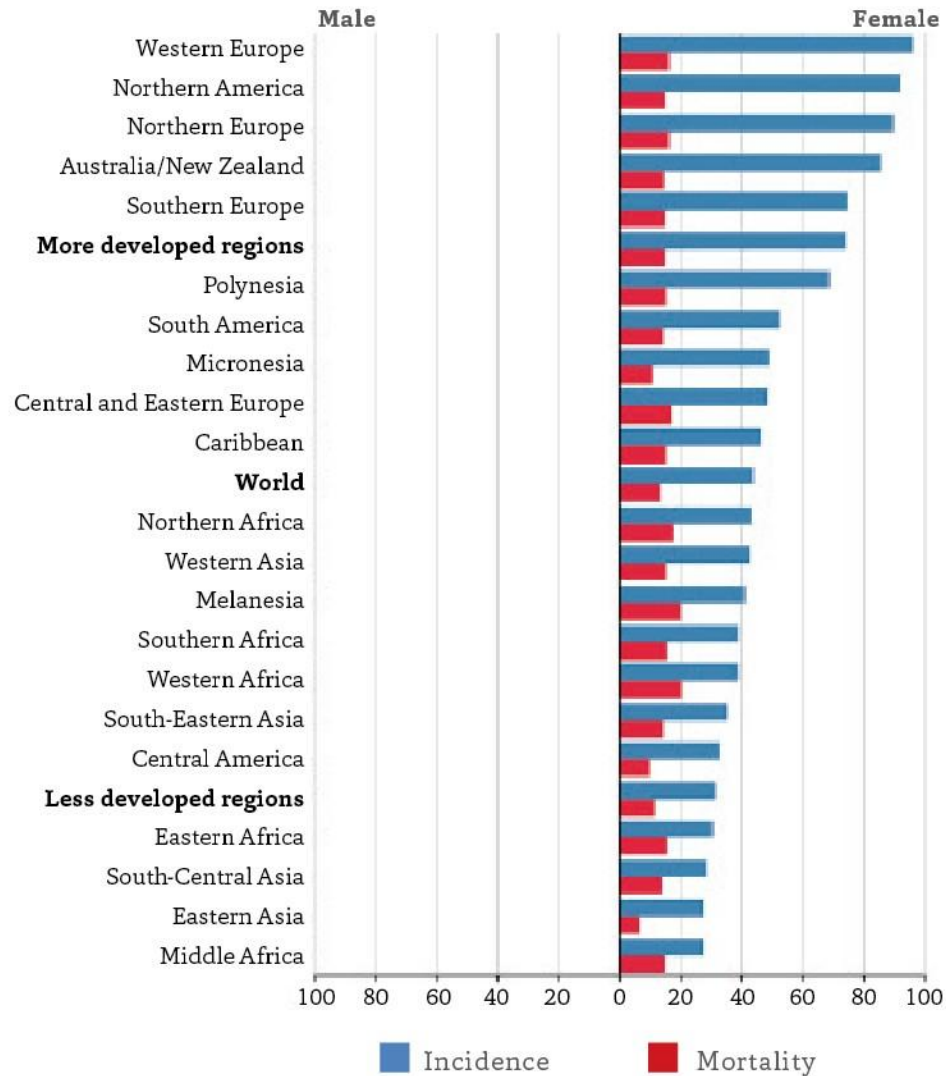
The power of
early detection in
a wearable

Potential
increased survival

850,000
lives over 4 years
in the US alone



The Facts — Breast Cancer



Estimated age-standardised rates (World) per 100,000

Breast cancer is the 2nd most common cancer in the world and, by far, the **most frequent cancer among women**

1.67 million new cancer cases diagnosed in 2015 (25% of all female cancers)

One in eight women will be diagnosed with breast cancer

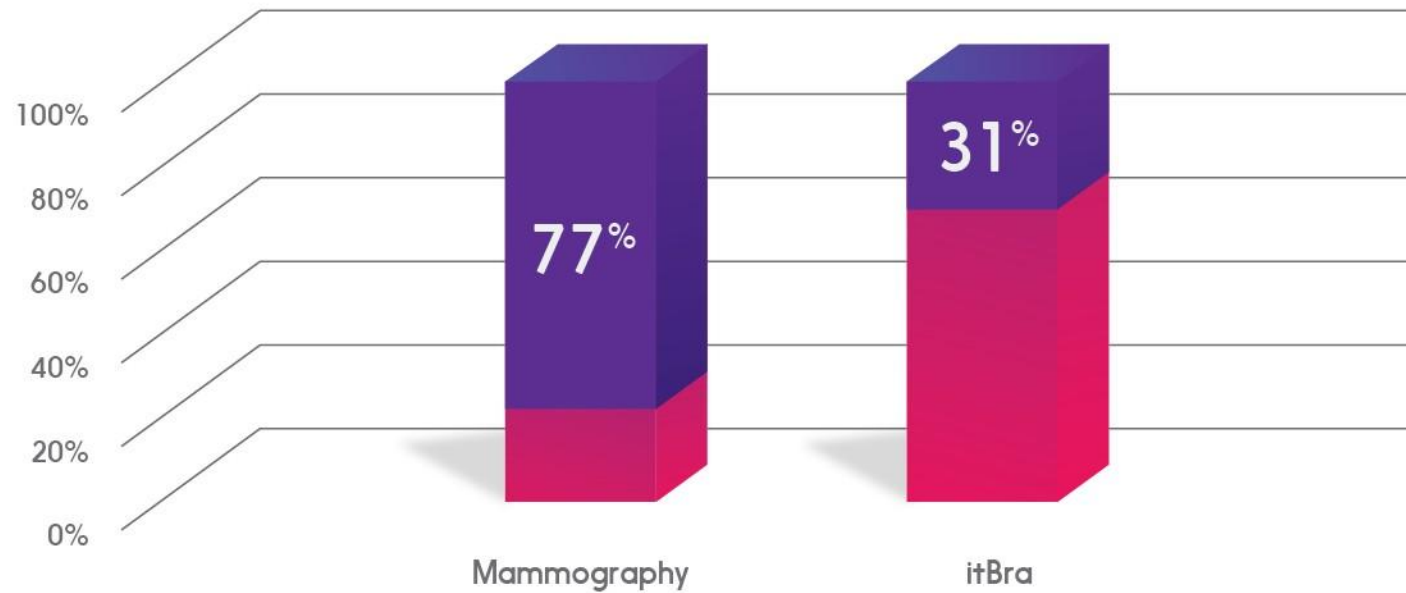
Early detection is critical to saving lives, but current screening is archaic and **far too late**

iTBra facts

- HIPAA Compliant
- Complies with international cloud privacy standard ISO 27018; first cloud provider recognized by the EU data protection authorities; global across 32 regions.
- Connectivity at a range of 2 meters from paired device
- Battery life: provides 12 uses over a span of 12 months
- Waterproof/Water resistant rating – IPX4
- Operating Temperature: 28 to 42 deg. C
- Survivability: 1 meter drop onto concrete
- Firmware will monitor all sensors and inputs
- Continuous 2-hour recording with factory-configurable sampling rate from 1 Hz to 1/60th Hz
- Time from power-on to first accurate measurement: less than 60 seconds

Percentage of Unnecessary Biopsies

% of False Positive Findings

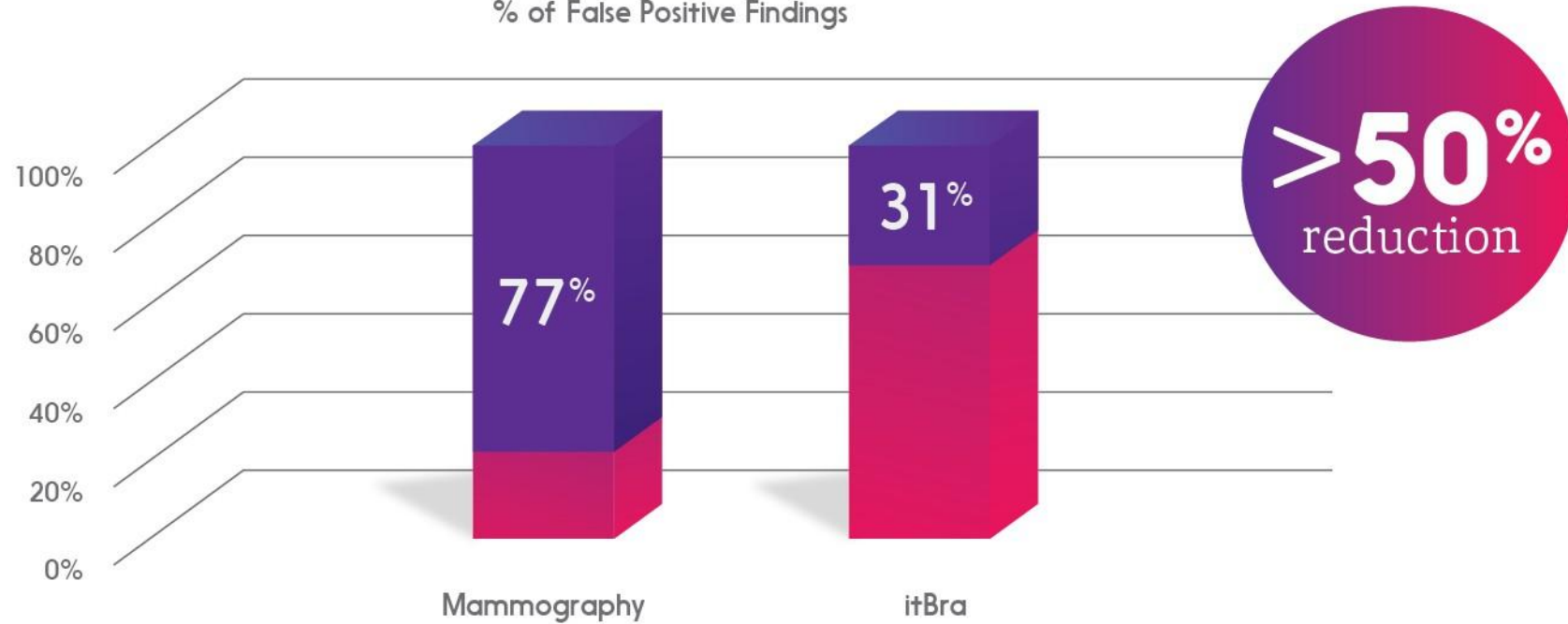


- 1.2M biopsies on normal tissue @ \$1,500 average cost occurs as a result of mammography annually
- Potential 40% improvement by CH = \$720M Annual Savings and 480,000 less biopsies in the US

● True Cancer ● Non-Cancerous Biopsies

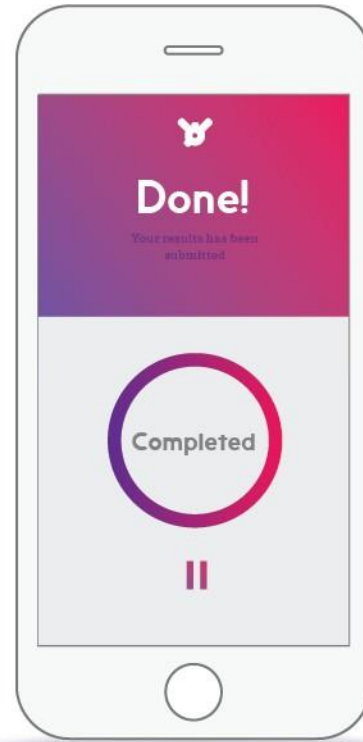
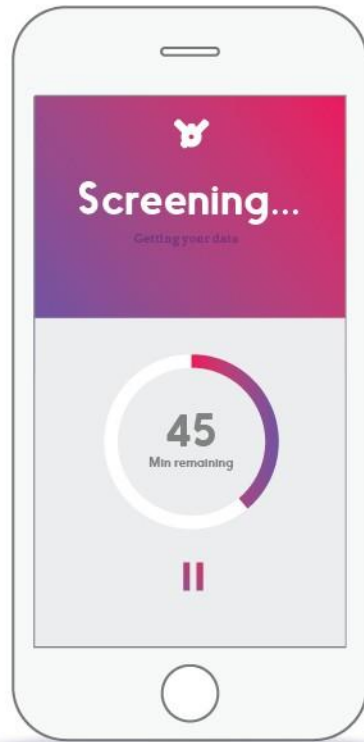
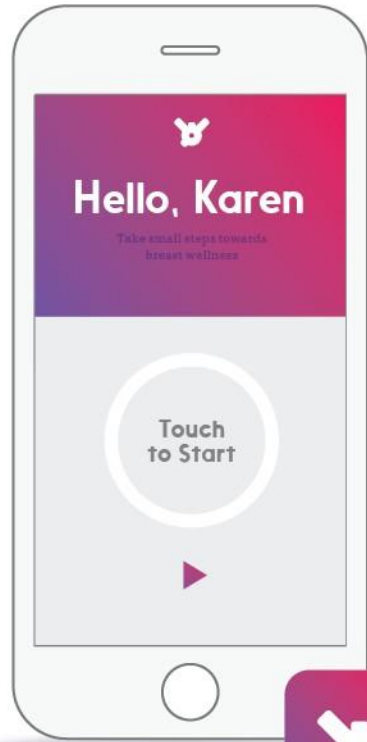
Percentage of Unnecessary Biopsies

% of False Positive Findings



- 1.2M biopsies on normal tissue @ \$1,500 average cost occurs as a result of mammography annually
- Potential 40% improvement by CH = \$720M Annual Savings and 480,000 less biopsies in the US

● True Cancer ● Non-Cancerous Biopsies



What We See



William B. Farrar, MD



William B. Farrar, MD,
Chief-Division of Surgical
Oncology, OSU
Excerpt from his original
138 patient trial

Cyrcadia Health (CH) Circadian Breast Cancer Profile



CH Fibroadenoma (Non-cancerous) Profile



“ . . . preliminary data suggest that the monitor may be useful for screening those women with difficult mammographic interpretation (dense breast tissue). The monitor was positive for three cancers missed by mammography, with tumor sizes as small as 0.5 as well as micro-calcifications. Patient data which are positive on the monitor in the absence of mammographic or physical evidence of cancer does not preclude the presence of cancer at its earliest stage. . . ”